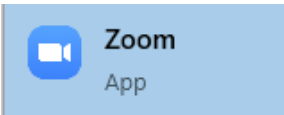
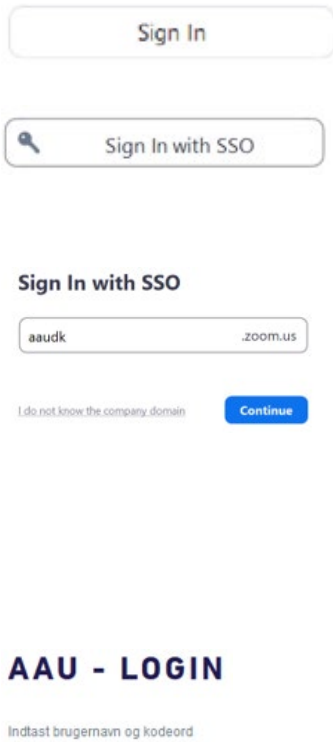


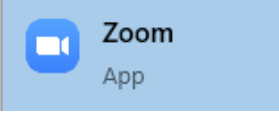




Log in to Zoom App and AAU ZOOM portal

When you, as a host, create a meeting, you need to be logged in to the platform. By doing this, the meeting setups that you made under "Settings" will be obtained.

Process	Description	Activity
Start AAU ZOOM app	Click on the app	
Log in	<p>Login to the app to obtain your "Settings" inside the meeting.</p> <p>Click "Sign in"</p> <p>Click "Sign In with SSO"</p> <p>You must be able to see "aauk.zoom.us"</p> <p>Click "Continue"</p> <p>Your default browser will now open a website</p> <p>Log in with your AAU username and password</p>	



Start AAU ZOOM app	Click on the app	
Log in portal (Settings)	Login to the portal to change your "Settings" Click the gear icon in the AAU ZOOM app Click on "View More Settings" Your default browser will now open a website Log in with your AAU username and password	 View More Settings  AAU - LOGIN