
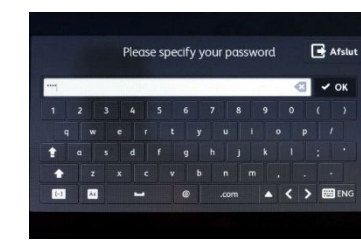

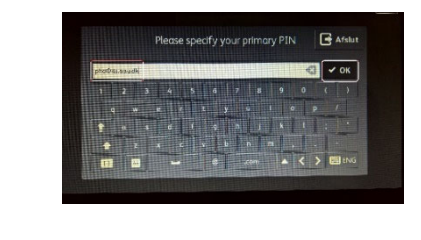
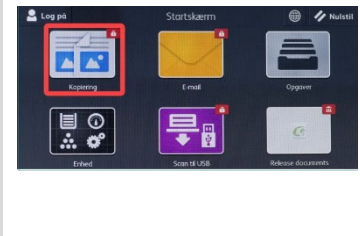
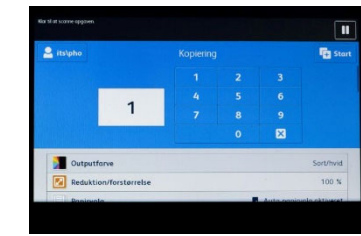
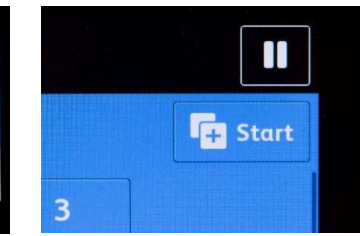
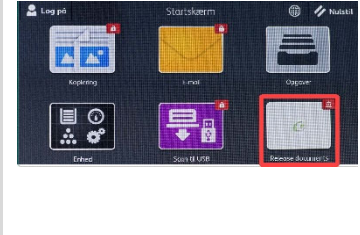
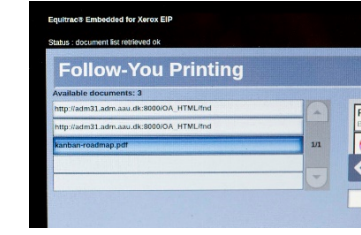

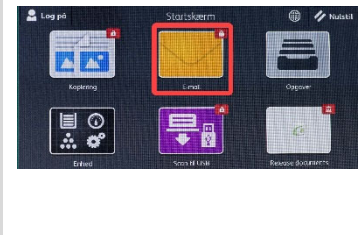
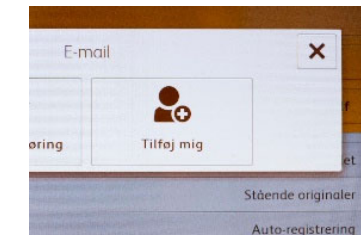
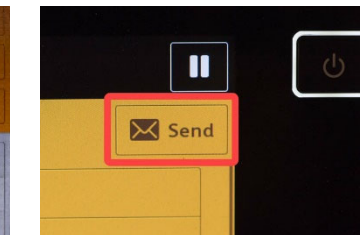

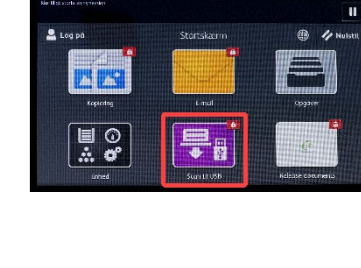
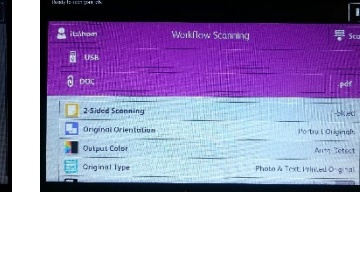
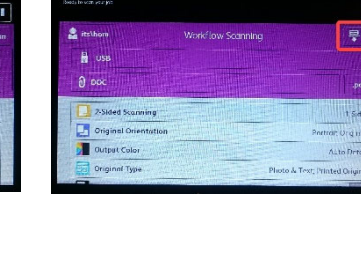

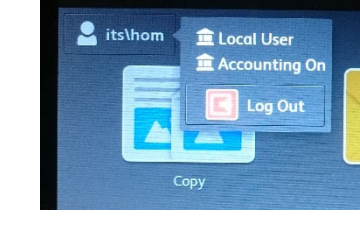


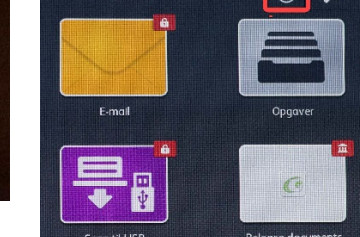
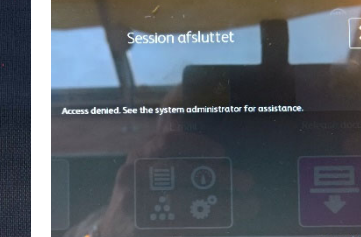



<p>Login</p>			<p>or</p>		
	<p>Swipe your AAU Card (over the card reader) Guest cards will not work</p>	<p>Key in your four digits PIN-code at Password prompt. NOT your Password Students ONLY</p>		<p>Press Keyboard icon, enter AAU mail address as primary PIN. *) Press OK to Finish</p>	<p>Enter your Password. Press OK to Finish Password *) – NOT PIN</p>
<p>Copy</p>					<p>*) AAU mail / Outlook account and password.</p>
	<p>Press the Copy/Kopiering button</p>	<p>Adjust settings</p>	<p>Select Start to start copy.</p>		
<p>Print with Follow You</p>					
	<p>Select Release documents</p>	<p>Select your documents by tapping each one</p>	<p>Select Print to start printing</p>		
<p>Scan to e-mail</p>					<p>Use "Scan to USB" on large jobs</p>
	<p>Select Email</p>	<p>Select Add Me /Tilføj mig Only *.AAU.DK mail addresses allowed</p>	<p>Press Send to send Email Mail limit 30-35 MB</p>		
<p>Scan to USB</p>					
	<p>Insert USB pen</p>	<p>Select Scan to USB</p>	<p>Adjust settings if needed</p>	<p>Press Scan button</p>	
<p>Log out</p>		<p>or</p>			
	<p>Swipe AAUcard</p>	<p>or</p>	<p>Press Username and "Log Out" / "Log af"</p>		
<p>Misc</p>					
	<p>Awake from sleep mode: Swipe AAUcard or Press power button</p>	<p>Stuck? Press the Home bottom</p>	<p>Change language press the globe</p>	<p>Access denied No funds on your AAUcard</p>	<p>Not enough credits to complete job</p>